

AFR and AFGFR

Arc Flash Solutions from Boltswitch to comply with NEC 240.67

Boltswitch Arc Flash (AFR) and Arc Flash Ground Fault (AFGFR) relays combined with their 1200 - 4000 A Fused Power-Circuit Devices, comply with NEC 240.67 and provide an energy-reducing maintenance switch with local status indicator.



APPLICATIONS & BENEFITS

The AFR & AFGFR series of Bolted Pressure Contact Switches from Boltswitch are THE SOLUTION for utilizing Class L fusible disconnect switches to comply with NEC 240.67, which requires arc energy reduction. The result is the safest possible installation for end users and the maintenance personnel who may be required to work on live equipment. Class L fusible switch solutions are desirable due to their high SCCR values and the fact that fuses require no maintenance.


Switchboard builders can acquire our AFR & AFGFR arc energy reducing solutions in two forms:

1. Integral solution - 100% factory mounted & factory tested assemblies.
 - AFR version for switches where ground fault protection is not required
 - AFGFR version for Service Entrance switches requiring ground fault protection
2. Kits solution - where switchboard builders prefer to mount the relay and sensor themselves. The kits are also available for those wishing to retrofit an existing installation to make it safer for their personnel and upgrade their installation compliance to the latest NEC 240.67 requirements.

Easy to add accessories include:


- Terminal extensions
- ERMS kit
- Mounting brackets
- Control transformers

ARC FLASH



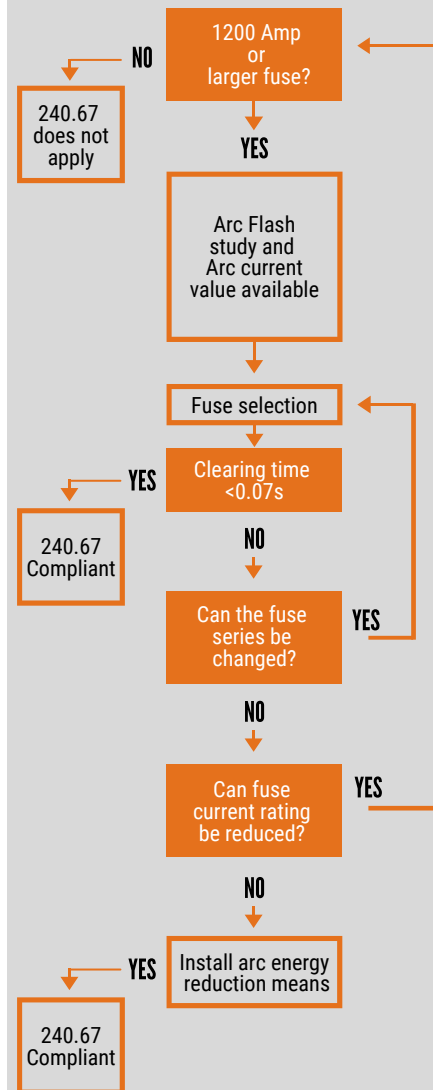
1. Maintenance Mode selector switch and local status indicating light
2. Arc flash condition indicating light
3. Trip indicator
4. Per phase push-to-trip primary injection test buttons

ARC FLASH GROUND FAULT



5. Ground fault level indicating bar
6. Trip indicator
7. Shunt trip bypass
8. Time delay setting
9. Pick-up amps setting
10. Push-to-trip test button

NEC 240.67 requirement




FLEXIBLE OFFERING

Integral Solution *(UL Listed)*

Integral solutions include the switch, relay, sensors and required 5" terminal extensions. We recommend users also purchase the available ERMS option for door mounting.

Integral solution availability starts at 1200A. For switchboard builders presently using the Boltswitch Bolted Pressure Contact switches in their panels, no changes will be needed for the door cut-outs to utilize the AFR or AFGFR series relays.

- Bolted Pressure Contact Switches 1200 – 4000 A
- Top/Bottom feed
- Factory mounted and tested
- UL listed
- Compliant with NEC 240.67 (B)(2)




Relay & Sensors Kit *(UL Recognized)*

Relay & Sensors Kit solution includes the AFR relay & sensor or the AFGFR relay & sensors. The relays we offer are some of the smallest and most compact solutions on the market. Designed for ease of use: simply switch the Maintenance Mode ON or OFF. No other settings are required as the arc flash pick-up current is set at 250% of the switch rating. When OFF, the arc flash portion is totally inactive; this prevents the risk of nuisance tripping, keeping the fuse your primary over-current protection. This ensures that coordination is not impaired.

Our exclusive 3-in-1 sensors were developed to match our pole centers and offer ease of mounting and to have minimal impact on the overall height of the switch (terminal extension adds 5" on the load side).



Accessories




Terminal extensions



ERMS kits



Sensor brackets



Control transformers

ABOUT BOLT SWITCH



Expert team of dedicated employees



Industry leading manufacturer of bolted pressure contact switches for 54 years



Made in the United States



cULus Listed Products



Bolted Pressure Contact Switches from 400A to 6000A



Joined the Socomec family in February of 2019

Boltswitch

6208 Commercial Rd.
Crystal Lake, IL 60014
USA

Phone: (815)459-6900
Fax: (815)455-7788
www.boltswitch.com

boltswitch[®]
bolted pressure contact switches
Socomec Group