


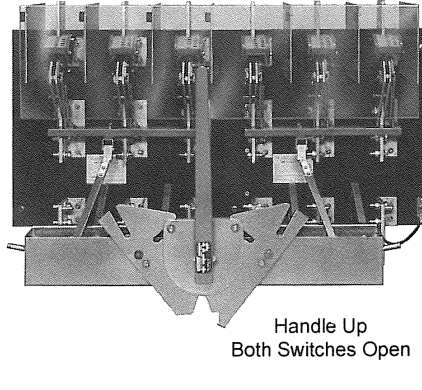
"VL GENEVA" OPEN TYPE SWITCHES

FOR MOUNTING IN DEAD FRONT SWITCHBOARDS


SIDE-BY-SIDE SERIES VL SWITCHES WITH GENEVA DUAL OPERATOR



Handle to Left
Left Switch Closed



Handle Up
Both Switches Open



Handle to Right
Right Switch Closed

APPLICATION: These switches are intended for use wherever it is desirable to have two independent switches operated by a common manual operator, as in two source service entrance switchboards. They will receive Class L Fuses.

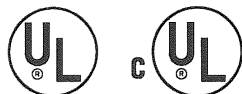
AC RATINGS: 800-3000 amperes at 600 volts AC. Series "SL Geneva" also available, rated 4000 amperes at 600 VAC. UL listed for use on circuits having available fault currents of 200,000 RMS symmetrical amperes at 600 volts.

DC RATINGS: 800-2000 amperes at 600 volts DC. UL Listed for use on circuits capable of delivering 50,000 amperes at 600 VDC or 100,000 amperes at 500 VDC, dependent upon the rating of the fuses installed.


TESTS: All sizes have been tested in accordance with UL 977, and are listed as "Fused Power Circuit Devices" under File Number E-44498.

MAKE-BEFORE-BREAK: Available for non-interruptible power supplies. Add suffix -C to catalog number.

OUTLINE DRAWINGS: 800-3000 amp, 2-pole 2-wire and 3-pole 3-wire are per Dwg. O-1137. 800-3000 amp, 4-pole 4-wire are per Dwg. O-1303. 4000 amp per Dwg. O-1236.



Back to Back Design (Dwg. O-1138)
Add Suffix -B to Catalog Number. Not available on 4-pole 4-wire switches or 4000 amp switches.



BREAK-BEFORE-MAKE CATALOG NUMBERS

Ampacity		2-Pole 2-Wire		3-Pole 3-Wire	4-Pole 4-Wire
LEFT SWITCH	RIGHT SWITCH	600 VDC	600 VAC	600 VAC	600 VAC
800	800	VLDC267-7	VL267-7	VL367-7	VL467-7
800	1200	VLDC267-8	VL267-8	VL367-8	VL467-8
800	1600	VLDC267-9	VL267-9	VL367-9	VL467-9
800	2000	VLDC267-10	VL267-10	VL367-10	VL467-10
800	2500		VL267-11	VL367-11	VL467-11
800	3000		VL267-12	VL367-12	VL467-12
1200	800	VLDC268-7	VL268-7	VL368-7	VL468-7
1200	1200	VLDC268-8	VL268-8	VL368-8	VL468-8
1200	1600	VLDC268-9	VL268-9	VL368-9	VL468-9
1200	2000	VLDC268-10	VL268-10	VL368-10	VL468-10
1200	2500		VL268-11	VL368-11	VL468-11
1200	3000		VL268-12	VL368-12	VL468-12
1600	800	VLDC269-7	VL269-7	VL369-7	VL469-7
1600	1200	VLDC269-8	VL269-8	VL369-8	VL469-8
1600	1600	VLDC269-9	VL269-9	VL369-9	VL469-9
1600	2000	VLDC269-10	VL269-10	VL369-10	VL469-10
1600	2500		VL269-11	VL369-11	VL469-11
1600	3000		VL269-12	VL369-12	VL469-12
2000	800	VLDC2610-7	VL2610-7	VL3610-7	VL4610-7
2000	1200	VLDC2610-8	VL2610-8	VL3610-8	VL4610-8
2000	1600	VLDC2610-9	VL2610-9	VL3610-9	VL4610-9
2000	2000	VLDC2610-10	VL2610-10	VL3610-10	VL4610-10
2000	2500		VL2610-11	VL3610-11	VL4610-11
2000	3000		VL2610-12	VL3610-12	VL4610-12
2500	800		VL2611-7	VL3611-7	VL4611-7
2500	1200		VL2611-8	VL3611-8	VL4611-8
2500	1600		VL2611-9	VL3611-9	VL4611-9
2500	2000		VL2611-10	VL3611-10	VL4611-10
2500	2500		VL2611-11	VL3611-11	VL4611-11
2500	3000		VL2611-12	VL3611-12	VL4611-12
3000	800		VL2612-7	VL3612-7	VL4612-7
3000	1200		VL2612-8	VL3612-8	VL4612-8
3000	1600		VL2612-9	VL3612-9	VL4612-9
3000	2000		VL2612-10	VL3612-10	VL4612-10
3000	2500		VL2612-11	VL3612-11	VL4612-11
3000	3000		VL2612-12	VL3612-12	VL4612-12
4000	4000		SL2613-13	SL3613-13	

boltswitch, inc.

6208 COMMERCIAL ROAD
CRYSTAL LAKE, ILLINOIS 60014
Phone 815-459-6900 FAX 815-455-7788